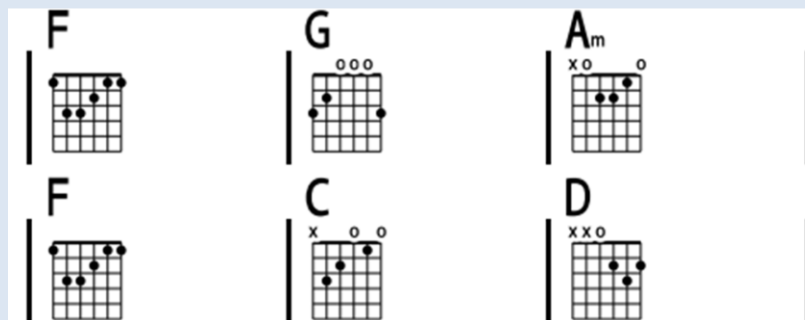




100 PLUM VILLAGE & BEYOND  
SONGS  
IN ENGLISH & GERMAN & SO ON

GUITAR TAB



## INHALT / CONTENT

(Klickbar über [Lesezeichen](#) / Clickable via [bookmarks](#))

The 16 Exercises of Mindful Breathing .....	6
Adieu, Adieu .....	7
All in my heart.....	8
Alone Again/Recommendation .....	9
And when I rise .....	10
Arrived, arrived .....	11
Außerhalb von richtig oder falsch.....	12
Being an Island .....	13
Beyond ideas.....	14
Breathe and You Know .....	15
Breathing and Walking .....	16
Breathing In, Breathing Out / Ich atme ein, ich atme aus / Thở vào thở ra .....	17
The Circle Song.....	18
Come and Sit / Đến Bên Tôi .....	19
Cultivate Joy.....	20
Đã Về Đã Tới .....	21
Danke Mutter Erde.....	22
Dear friends .....	23
Der Mond ist aufgegangen .....	24
Einfach Sein.....	25
Em là hoa hồng nhỏ.....	26
Every breath we take .....	27
Following Our Breathing.....	28
Four Elements / Awaken spirit of the earth / I Am Home .....	29

Freedom of the Heart - I am Cloud.....	30
Freundlich kommst du mir entgegen .....	31
Gatha for lighting a Candle .....	32
Gatha for Planting a Tree.....	33
Go as a River / Đi Như Một Dòng Sông .....	34
Great Big Smile / Cười Với Thênh Thang .....	35
Guten Abend in diesem Raum .	Willkommen was in mir singt.
.....	36
Happiness is Here and Now / Ich komm an mit jedem Schritt / Hạnh Phúc Trong Phút Giây .....	37
Here Is the Pure Land / Hier ist das Reine Land / Đây Là Tịnh Độ .....	38
Hiếu và thương .....	39
I Am Happy / Hạnh Phúc.....	40
I am remembering.....	41
I Have Arrived / Ich bin angekommen.....	42
I Like the Roses / Ich mag die Blumen / Em Yêu Hoa Hồng.....	43
I Love Nature / Ich liebe die Natur .....	44
I Love You and Buddha Too .....	45
I Shall Be Released .....	46
Ich habe Sonne in meinem Herzen.....	47
Ich lad' die Freude zu mir ein .....	48
Ich wünsch dir tiefen Frieden .....	49
If it's not love you can let it all go.....	50
Immer wieder neu.....	51
In Gratitude / Giờ Đây Bên Nhau .....	52
In, Out, Deep, Slow.....	53
Island of the Self / Ich kehre zurück zu der Insel, die in mir ist / Quay Về Nương Tựa .....	54

Joy .....	55
Kehre Zurück .....	56
Kein schöner Land .....	57
Let Go of the Shore.....	58
Let Life Move me.....	59
Let the Buddha walk with you .....	60
Love the life you live .....	61
May the Day be Well .....	62
Metta Meditation – May I be filled with.....	63
The Mind is a Clear Blue Sky .....	64
Mögen alle meine Gedanken .....	65
Morning Has Broken.....	66
Mother Earthship .....	67
Move a Mountain.....	68
Namo Valo .....	69
No Coming, No Going / Kein Kommen, kein Gehen / Không Đến Không Đi.....	70
Now I Walk in Beauty .....	71
Peacefully Free .....	72
Pebble Meditation .....	73
Please Call Me by My True Names / Nenne meine wahren Namen / Hãy Gọi Đúng Tên Tôi .....	74
The Rain on the Leaves / Giọt mưa trên lá.....	75
The Realm of the mind .....	76
Reich mir die Hand für den Frieden .....	77
Reviens en toi.....	78
The River is Flowing.....	79
Silence is an ocean .....	80

<b>Simple things.....</b>	<b>81</b>
<b>The Six Mantras.....</b>	<b>82</b>
<b>The Smile – Das Lächeln .....</b>	<b>83</b>
<b>Song of Gratitude .....</b>	<b>84</b>
<b>The Song of the Wind .....</b>	<b>85</b>
<b>Standing Like a Tree / Ich stehe wie ein Baum .....</b>	<b>86</b>
<b>Take Your Time .....</b>	<b>87</b>
<b>There is true joy .....</b>	<b>88</b>
<b>This is it.....</b>	<b>89</b>
<b>The Three Refuges Song .....</b>	<b>90</b>
<b>TOGETHER WE HAVE A FUTURE.....</b>	<b>91</b>
<b>Trommle mein Herz für das Leben .....</b>	<b>92</b>
<b>The Two Promises / Die Zwei Versprechen / Hai Lời Hứa .....</b>	<b>93</b>
<b>Unborn and indestructible.....</b>	<b>94</b>
<b>Wake Up .....</b>	<b>95</b>
<b>Walking Meditation – poem - Our walk is a peace walk.....</b>	<b>96</b>
<b>Walking Meditation Gatha .....</b>	<b>97</b>
<b>We Are All the Leaves of One Tree Chiếc Lá Trên Đầu Cành .....</b>	<b>98</b>
<b>We are moving.....</b>	<b>99</b>
<b>We are opening up.....</b>	<b>100</b>
<b>We Shall Overcome .....</b>	<b>101</b>
<b>When I Walk.....</b>	<b>102</b>
<b>Willkommen was in mir singt. ....</b>	<b>103</b>
<b>You Are a Buddha.....</b>	<b>104</b>
<b>You Are a Buddha to me.....</b>	<b>105</b>

# 16 breathing exercises

(-)

Form: AA D V

CC D V

BC D V

BB D V

**A** **B<sub>m</sub>** **G** **A** **B<sub>m</sub>**

**G** **A** **B<sub>m</sub>** **/**

**B** **B<sub>m</sub>** **A** **B<sub>m</sub>** **G** **A** **B<sub>m</sub>** **/**

**C** **B<sub>m</sub>** **A** **D** **G** **A** **D** **/**

**D** **G** **A** **B<sub>m</sub>** **G** **A** **D** **/**

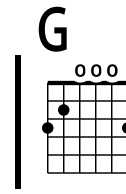
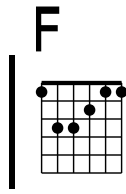
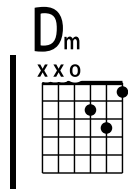
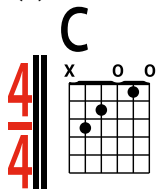
**G** **A** **B<sub>m</sub>** **G** **A** **B<sub>m</sub>**

**V** **G** **A** **B<sub>m</sub>** **G** **A** **D** **/**

May I... **G** **A** **B<sub>m</sub>** **G** **A** **B<sub>m</sub>** **/**

# Adieu , adieu

(-)



# all in my heart . The sun the sun it shines ...

Form : AAB AAB

(-)

First system of guitar chords:

- F
- F/c
- Bar line
- F/c
- Bar line
- F
- F/c
- Bar line
- F
- F/c

Section A (AAB):

- F
- F/c
- Bar line
- F/c
- F
- F/c
- Bar line
- F
- D<sub>m</sub>

Section B (AAB):

- B<sup>b</sup>
- F
- Bar line
- B<sup>b</sup>
- C
- Bar line
- F

Section B (AAB):

- B<sup>b</sup>
- F
- Bar line
- B<sup>b</sup>
- F
- Bar line
- B<sup>b</sup>
- F
- Bar line
- D<sub>m</sub>
- G<sub>m</sub>
- Bar line
- C
- F

2nd time jump to coda

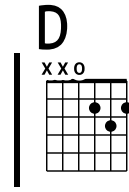
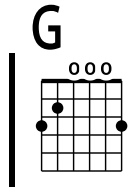
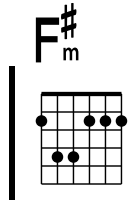
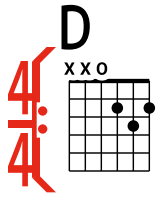
Coda section:

- G<sub>m</sub>
- Bar line
- C
- Bar line
- F



# And When I Rise

(-)



# Arrived. Arrived

(W Thích Nhất Hạnh/M Unknown)

(Ballad)

4/4

<b>C</b> x o o 	<b>G</b> ooo 	<b>Dm</b> xxo 	<b>A<sub>m</sub></b> x o o 	<b>C</b> x o o 	<b>A<sub>m</sub></b> x o o 	<b>G</b> ooo 	
<b>A<sub>m</sub></b> x o o 	<b>G</b> ooo 		<b>C</b> x o o 	<b>F</b> 	<b>A<sub>m</sub></b> x o o 	<b>D<sub>m</sub></b> xxo 	<b>F</b> 
<b>G</b> ooo 	<b>C</b> x o o 	/					

# Außerhalb von richtig oder falsch

(Ballad)

**G**

4/4

**E<sub>m</sub>**

**C**

**D**

**G**

**E<sub>m</sub>**

**E<sub>m</sub>**

**C**

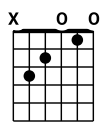
**D**

# Being an Island

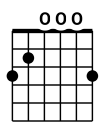
(Thích Nhất Hạnh / Betsy Rose)

(Ballad)

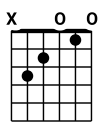
**4/4**  
**C**  
x o o



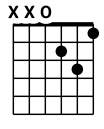
**G**  
o o o



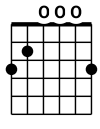
**C**  
x o o



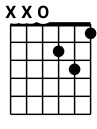
**B**  
**D<sub>m</sub>**  
x x o



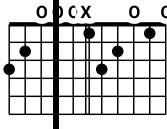
**G**  
o o o



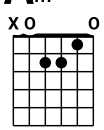
**D<sub>m</sub>**  
x x o



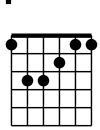
**G<sub>7</sub> C**  
o c x o o



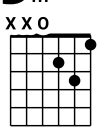
**A<sub>m</sub>**  
x o o



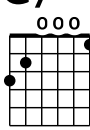
**F**



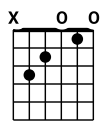
**D<sub>m</sub>**  
x x o



**G<sub>7</sub>**  
o o o



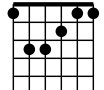
**1. C**  
x o o



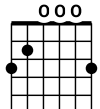




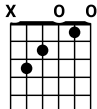
**2. F**



**G**  
o o o



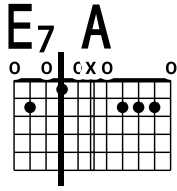
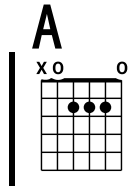
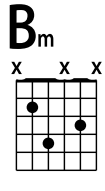
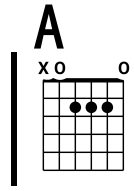
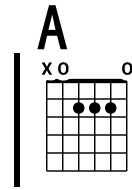
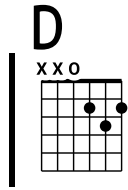
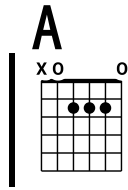
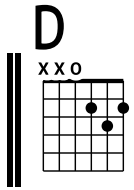
**C**  
x o o





# Beyond ideas of right and wrong doing

(-)



# Breathe and You Know / Atme, du lebst! /

(Ballad)

**A** **4/4**

<b>C</b> x o o 	<b>D<sub>m</sub></b> x x o 	<b>G<sub>7</sub></b> o o o 	<b>C</b> x o o 	<b>A<sub>m</sub></b> x o o 	<b>D<sub>m</sub></b> x x o 	<b>G<sub>7</sub></b> o o o 	<b>C</b> x o o 
<b>C</b> x o o 	<b>D<sub>m</sub></b> x x o 	<b>G<sub>7</sub></b> o o o 	<b>C</b> x o o 	<b>A<sub>m</sub></b> x o o 	<b>D<sub>m</sub></b> x x o 	<b>G<sub>7</sub></b> o o o 	<b>C</b> x o o 
<b>B</b> <b>A<sub>m</sub></b> x o o 	<b>D<sub>m</sub></b> x x o 	<b>G<sub>7</sub></b> o o o 	<b>C G<sub>7</sub> C</b> x o o o o c x o o 				

# Breathing and Walking . Let the buddha breathe ...

(-)

**4/4**

**E<sub>m</sub>** | **D** | **G** |

Let the Budd. breathe.

**E<sub>m</sub>** | **D** | **G** |

Let the Budd. walk.

**C** | **E<sub>m</sub>** |

I dont have to breathe.

**C** | **E<sub>m</sub>** | **D** |

I dont have to walk.

**C** | **E<sub>m</sub>** | **D** | **G** |

OUTRO Breathing....

**C** | **E<sub>m</sub>** | **D** | **G** |

Sitting..

**C** | **E<sub>m</sub>** | **D** | **G** |

Working....

**C** | **E<sub>m</sub>** | **D** | **G** |

Breathing...

# Breathing In, Breathing Out / Ich atme ein, ich atme aus / Thở vào thở ra (Ballad)

4/4

**C**

**G**

**C**

**G C**

**G**

**C**

**D<sub>m</sub>**

**G**

**D<sub>m</sub>**

**G<sub>7</sub>**

**C**

**A<sub>m</sub>**

**F**

**D<sub>m</sub>**

**G<sub>7</sub>**

**G<sub>7</sub>**

b7

5

b3

5

**1. C**  
  
 1

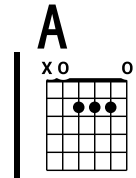
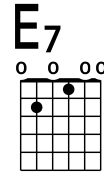
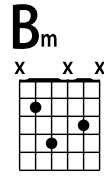
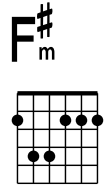
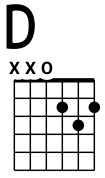
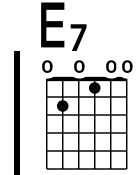
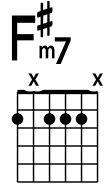
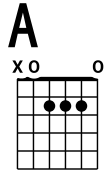
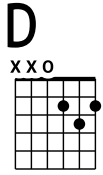
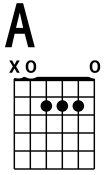
**G F**  
  
 5

**G C**  
  
 4 1

# The Circle Song

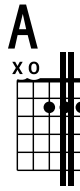
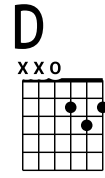
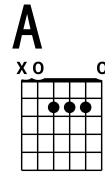
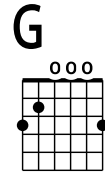
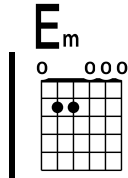
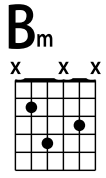
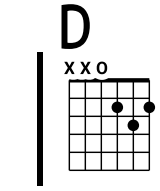
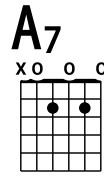
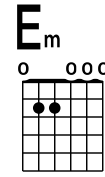
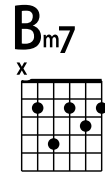
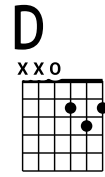
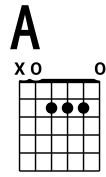
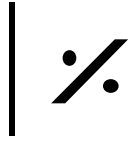
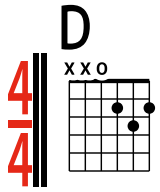
(-)

4/4



# come and sit

(Ballad)



# Cultivate Joy

(Ballad)

**A** **D<sub>m</sub>**  
6/8  
XXO

**C**  
X O O

**B<sup>b</sup>**  
X

**A**  
X O O

**D<sub>m</sub>**  
XXO

**C**  
X O O

**A**  
XO O

**C**  
X O O

**A**  
XO O

**D<sub>m</sub>**  
XXO

**C**  
X O O

**A**  
XO O

**A<sub>7</sub>**  
XO O O

**D<sub>m</sub>**  
XXO



# Đã Về Đã Tới

(Ballad)

**A** C

C

D<sub>m</sub>

G

<sup>1</sup>C

<sup>3</sup>C

<sup>1</sup>D<sub>m</sub>

<sup>1</sup>G

**B** <sup>5</sup>D<sub>m</sub>

<sup>3</sup>D<sub>m</sub>

<sup>5</sup>G

<sup>1</sup>G

**C** <sup>1</sup>F

<sup>5</sup>F

<sup>5</sup>C

<sup>1</sup>G

<sup>9</sup>D<sub>m</sub>

<sup>1</sup>G

<sup>3</sup>

<sup>1</sup>C

<sup>1</sup>

<sup>1</sup>

<sup>5</sup>

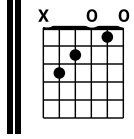
<sup>1</sup>

# Danke Mutter Erde

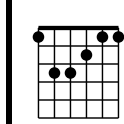
Susanne Mössinger

(Ballad)

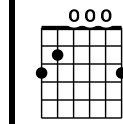
**C**



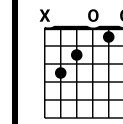
**F**



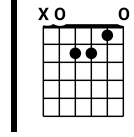
**G**



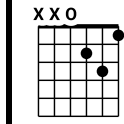
**C**



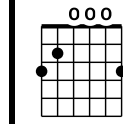
**A<sub>m</sub>**



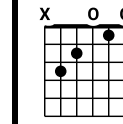
**D<sub>m</sub>**



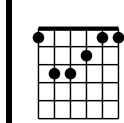
**G**



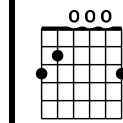
**C**



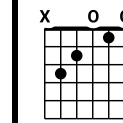
**F**



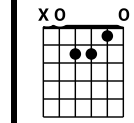
**G**



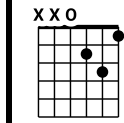
**C**



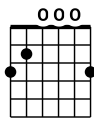
**A<sub>m</sub>**



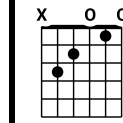
**D<sub>m</sub>**



**G**

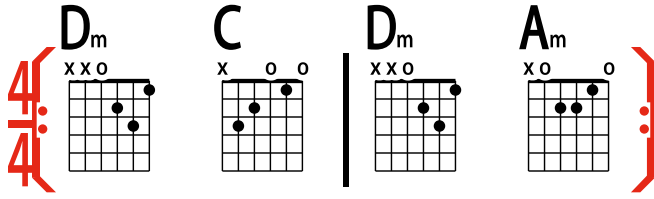


**C**



# dear friends

(-)

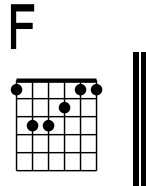
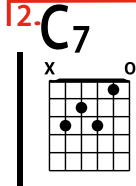
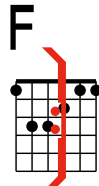
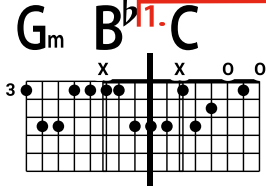

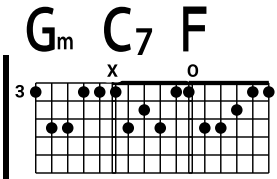
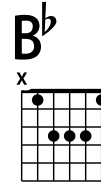
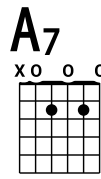
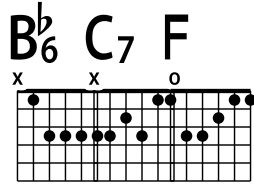
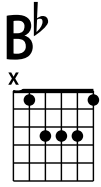
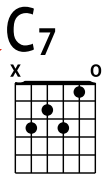


# Der Mond ist aufgegangen

Matthias Claudius, 1778

(-)

4/4

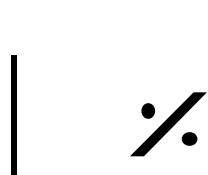
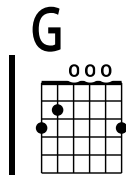
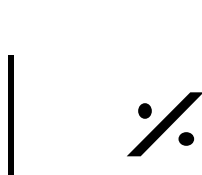
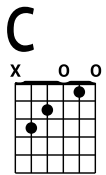
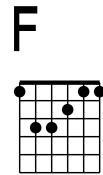
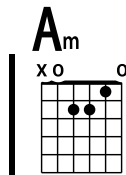
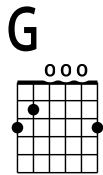
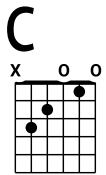
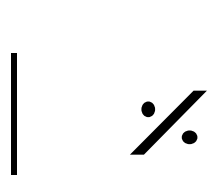
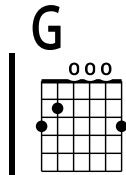
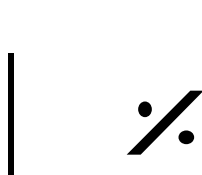
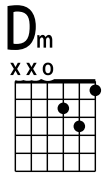
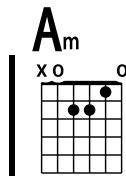
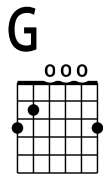
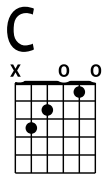


# Einfach Sein

Susanne Mössinger, Hr. Hartleb

(-)

4/4



# em là hoa hồng nhỏ

(Ballad)

**A** E G<sup>#</sup><sub>m</sub> B E E A F<sup>#</sup> B

**A** E G<sup>#</sup><sub>m</sub> B E C<sup>#</sup><sub>m7</sub> A B E

**B** E C<sup>#</sup><sub>m7</sub> G<sup>#</sup><sub>m</sub> C<sup>#</sup><sub>7</sub> E C<sup>#</sup><sub>m7</sub> F<sup>#</sup><sub>m</sub> B

**A** E G<sup>#</sup><sub>m</sub> B E C<sup>#</sup><sub>m7</sub> A B E

**C** E G<sup>#</sup><sub>m</sub> B E C<sup>#</sup><sub>m7</sub> F<sup>#</sup><sub>m</sub> A B E

E G<sup>#</sup><sub>m</sub> B E C<sup>#</sup><sub>m7</sub> A B E

# Every Breath

(Ballad)

**A** **G** **E<sub>m</sub>**

**4/4**

**C** **D** **G**

**B** **C** **G**

**E<sub>m</sub>** **D**

**A** **G** **E<sub>m</sub>**

**C** **D** **G**

# Following our breathing

Klaus Nagel

(-)

**A** C C F C C G **B**

3 3 1 1 5

**A** C F C C G C C

3 1 3 5 1

Andere Version:

**C** F C G C F C G C

4 4

# four elements. awaken spirit of the earth

Form: AAB AAB AAB AABBB (4 x)

(4 x)

**in** **B<sup>b</sup><sub>m</sub>** **E<sup>b</sup><sub>m</sub>** **A<sup>b</sup>** **B<sup>b</sup><sub>m</sub>** ||

The first row contains four guitar chord diagrams. The first is Bbm (x, 2, 2, 3, 3, 2), the second is Ebm (x, x, 2, 2, 3, 2), the third is Ab (4, 2, 2, 3, 3, 2), and the fourth is Bbm (x, 2, 2, 3, 3, 2). They are separated by vertical bar lines, and the row ends with a double bar line.

**A** **B<sup>b</sup><sub>m</sub>** **A<sup>b</sup>** **B<sup>b</sup><sub>m</sub>** }  
 Awaken spirit of the... /

The second row contains three guitar chord diagrams: Bbm (x, 2, 2, 3, 3, 2), Ab (4, 2, 2, 3, 3, 2), and Bbm (x, 2, 2, 3, 3, 2). The first diagram is enclosed in a red bracket on the left, and the last diagram is enclosed in a red bracket on the right. A slash with a dot is placed between the first and second diagrams. The row ends with a double bar line.

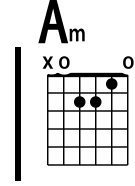
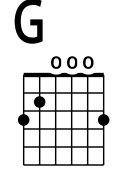
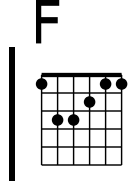
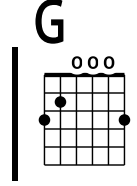
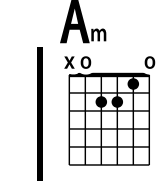
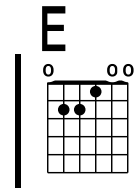
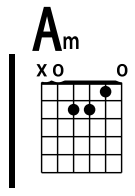
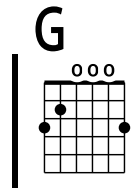
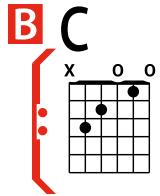
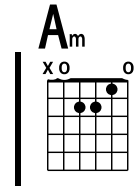
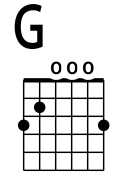
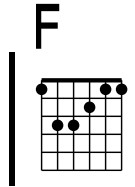
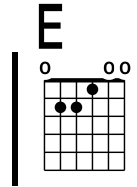
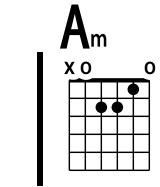
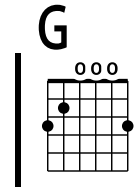
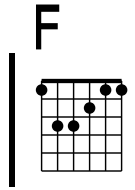
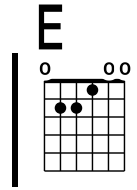
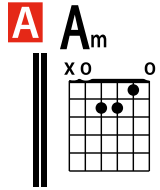
**B** **D<sup>b</sup>** **B<sup>b</sup><sub>m</sub>** **D<sup>b</sup>** **B<sup>b</sup><sub>m</sub>** ||

I am home...

The third row contains four guitar chord diagrams: Db (x, 2, 2, 3, 3, 2), Bbm (x, 2, 2, 3, 3, 2), Db (x, 2, 2, 3, 3, 2), and Bbm (x, 2, 2, 3, 3, 2). They are separated by vertical bar lines, and the row ends with a double bar line.

# Freedom of the Heart - I am a Cloud

(Ballad)



# Freundlich kommst du mir entgegen

(Ballad)

4/4

**C** **A<sub>m</sub>** **F** **G** **D<sub>m</sub>** **E<sub>m</sub>** **F** **G**

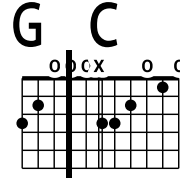
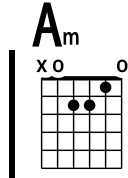
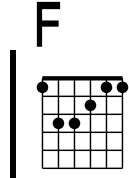
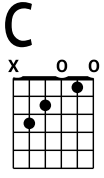
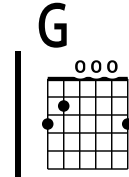
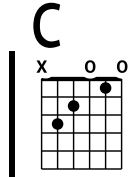
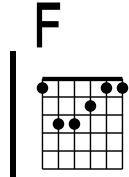
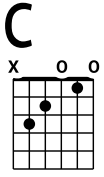
**D<sub>m</sub>** **E<sub>m</sub>** **F** **G** **C**

# Gatha for lighting a Candle

(W Thích Nhất Hạnh)

(-)

4  
4

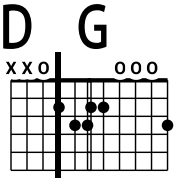
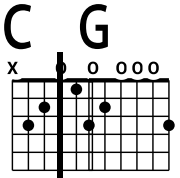
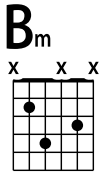
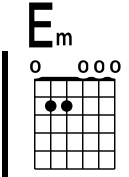
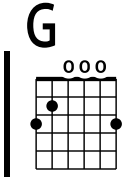
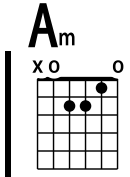
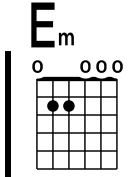
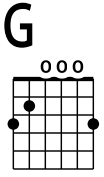


# Gatha for Planting a Tree . I entrust myself . . .

(W Thích Nhất Hạnh/M Traditional)

(-)


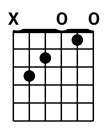
3  
4



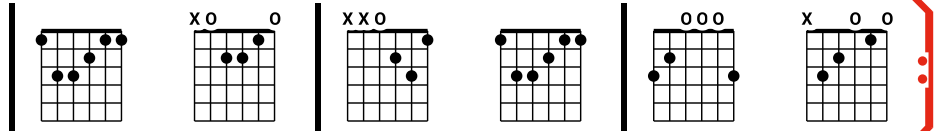
# Go as a River / Đi Như Một Dòng Sông

Bř. Pháp Thệ

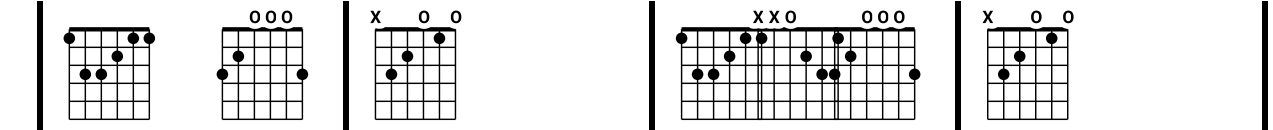
(Ballad)

**A** **C**  
  


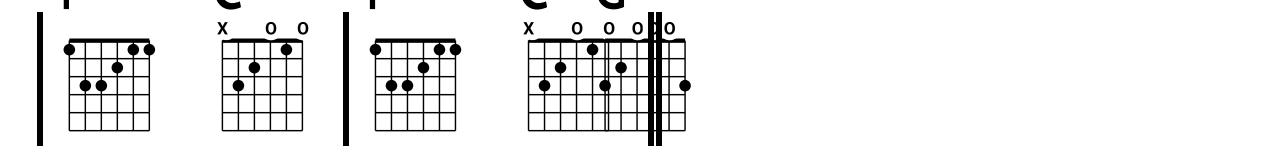
**F** **A<sub>m</sub>** **D<sub>m</sub>** **F** **G** **C**



**B** **F** **G** **C** **F** **D<sub>m</sub>** **G** **C**




**F** **C** **F** **C** **G**

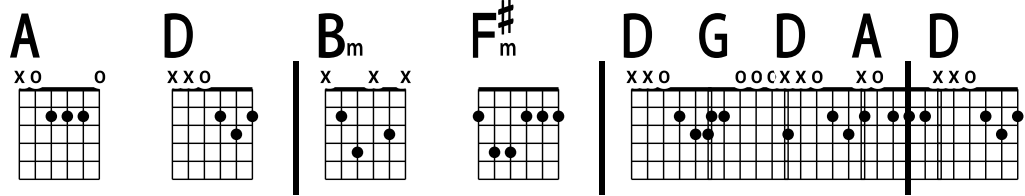


# Great Big Smile / Cười Với Thành Thương .i am a bird ....

(-)

4/4

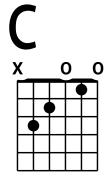
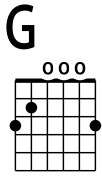
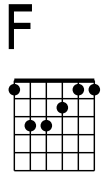
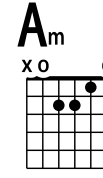
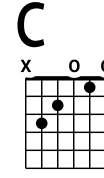
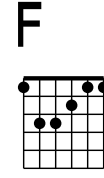
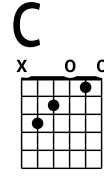
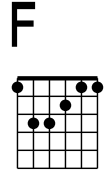
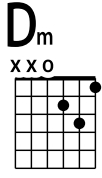
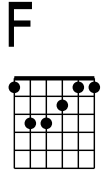
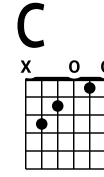
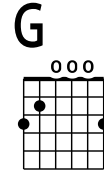
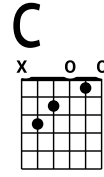
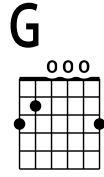
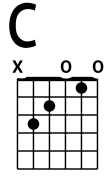
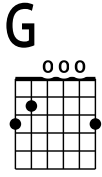
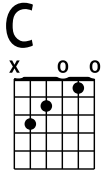
**D** **A** **D** | **A** **G** **D**  


**A** **D** **B<sub>m</sub>** **F<sub>m</sub>** | **D** **G** **D** **A** **D**  


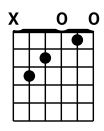
# Guten Abend in diesem Raum

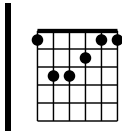
(Ballad)

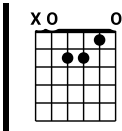
4  
4

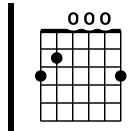


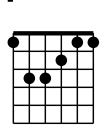
Happiness is Here and Now / Ich komm an mit jedem Schritt / Hạnh Phúc Trong Phút (Ballad)

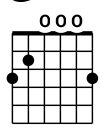
**C**  


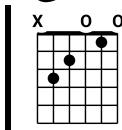
**F**  


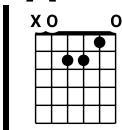
**A<sub>m</sub>**  


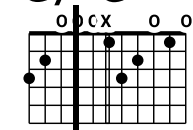
**G**  


**F**  
  
 5

**G**  
  
 9

**C**  
  
 1

**A<sub>m</sub>**  
  
 5

**G<sub>7</sub>** **C**  
  
 5 1

# Here Is the Pure Land / Hier ist das Reine Land

(Ballad)

**A** **D<sub>m</sub>**  
 XXO

**A**  
 XO O

**B<sup>b</sup>**  
 X

**A**  
 XO O

**D<sub>m</sub>**  
 XXO

**A**  
 XO O

**B<sup>b</sup>**  
 X

**A**  
 XO O

**B** **D<sub>m</sub> C D<sub>m</sub>**  
 XXO X O XXO

**C**  
 X O O

**D<sub>m</sub>**  
 XXO

**F**

**A**  
 XO O

**G<sub>m</sub>**  
 3

**D<sub>m</sub>**  
 XXO

**B<sup>b</sup>**  
 X

**A**  
 XO O

**D<sub>m</sub>**  
 XXO

**C** **A**  
 XO O

**D<sub>m</sub>**  
 XXO

**A**  
 XO O

**D<sub>m</sub>**  
 XXO

**G<sub>m</sub>**  
 3

**D<sub>m</sub>**  
 XXO

**B<sup>b</sup>**  
 X

**A**  
 XO O

**D<sub>m</sub>**  
 XXO

# Hiếu và Thương

(-)

**A** **G** **D**

**4/4**

**Em** **C** **Am** **D**

**B** **G** **Em** **D**

**A<sub>m</sub>** **D** **D<sub>7</sub>** **G**

**C** **B<sub>m</sub>** **A<sub>m</sub>** **D**

**G**

Hiếu và Thương

# I Am Happy / Hạnh Phúc

(Ballad)

Sr Chân Không

**3/4**

<b>G</b> 000 ● ● ●	/ ●	<b>E<sub>m</sub></b> 0 000 ● ● ●	<b>D</b> xx0 ● ● ●	<b>A<sub>m</sub></b> x0 0 ● ● ●	
<b>D</b> xx0 ● ● ●	/ ●	<b>G</b> 000 ● ● ●	/ ●	/ ●	
<b>E<sub>m</sub></b> 0 000 ● ● ●	<b>D</b> xx0 ● ● ●	<b>A<sub>m</sub></b> x0 0 ● ● ●	<b>D</b> xx0 ● ● ●	<b>G</b> 000 ● ● ●	

# I am remembering (who i am)

(-)

3/4

**C<sub>m</sub>**  
x x x

**E<sup>b</sup>**  
x x

**B<sup>b</sup>**  
x

**C<sub>m</sub>**  
x x x

# I HAVE ARRIVED / Angekommen

(Ballad)

**A** C  
4/4  
x o o

D<sub>m</sub>  
x x o

G  
o o o

C  
x o o

**B** F  
1

G  
o o o

**1** A<sub>m</sub>  
x o o

G  
o o o

**C** C  
3  
x o o

G  
o o o

**3** C  
x o o

A<sub>m</sub>  
x o o

**3** C  
x o o

G  
o o o

**5** C  
x o o

5

..7

1

3

5

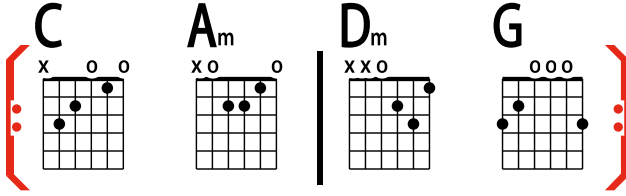
5

..7

1

# I Like the Roses / Ich mag die Blumen / Em Yêu Hoa Hồng

(-)



# I Love Nature / Ich liebe die Natur

(Ballad)

**A** **D** **G** **D** **A** **B** **D** **G** **A** **D**

4/4

x x o

o o o

x x o

x o o

x x o

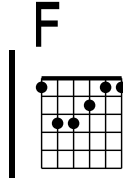
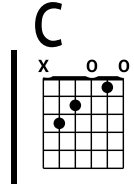
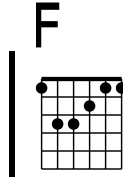
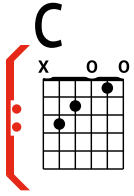
o o o

x o o

x x o

# I Love You and Buddha Too

(Ballad)



# I Shall Be Released

Bob Dylan

(-)

**A** A

X O O

**B<sub>m</sub>**

X X X

**C<sup>#</sup><sub>m</sub>**

X

**D E A**

X X O O C X O O

**B**

Two vertical lines on the left, each followed by a slash with a dot above and below it, representing muted strings.

**B<sub>m</sub>**

X X X

**C<sup>#</sup><sub>m</sub>**

X

**D E A**

X X O O C X O O

**B<sub>m</sub>**

X X X

**C<sup>#</sup><sub>m</sub>**

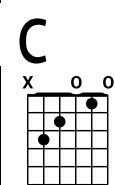
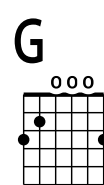
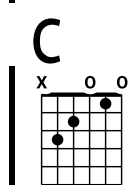
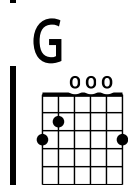
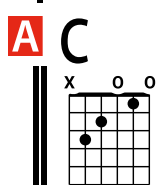
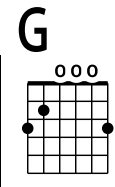
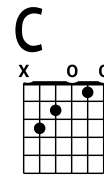
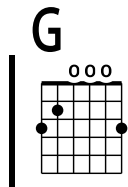
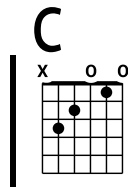
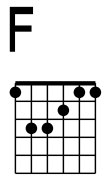
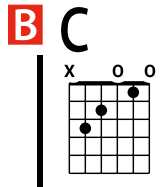
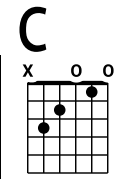
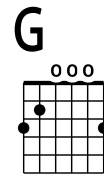
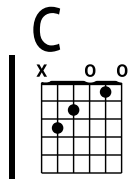
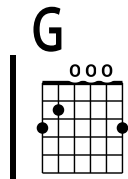
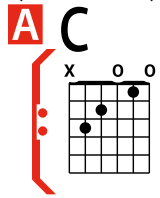
X

**D A**

X X O X O O

# Ich habe Sonne in meinem Herzen

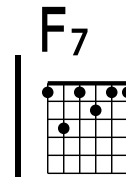
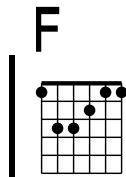
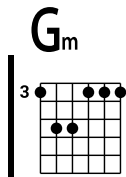
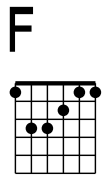
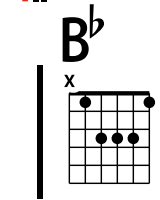
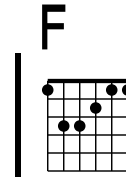
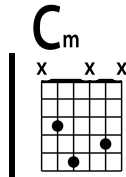
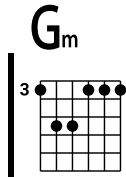
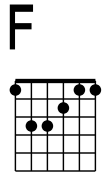
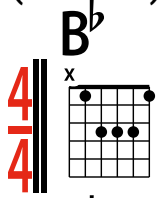
(Ballad)



# Ich lad' die Freude zu mir ein

Susanne Mössinger

(Ballad)



# Ich wünsch dir tiefen Frieden

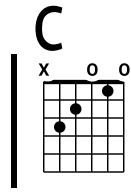
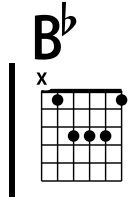
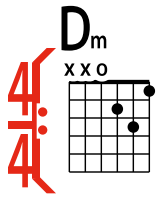
(-)

A series of eight guitar chord diagrams for the song "Ich wünsch dir tiefen Frieden". Each diagram is a 6-string fretboard with a vertical bar on the left. Above each diagram is its chord name: C, Am, Dm, Em, Am, F, Dm, and Em. The diagrams show fingerings with dots and mutings with 'x' or 'o' above the strings. A red double bar is on the far left, and a black double bar is on the far right.

Chord	Fretboard Diagram
C	Muting: x 0 0. Fingering: 2 3 2
Am	Muting: x 0. Fingering: 2 3 2
Dm	Muting: x x 0. Fingering: 2 3 2
Em	Muting: 0. Fingering: 2 2 2
Am	Muting: x 0. Fingering: 2 2 2
F	Fingering: 1 2 3 4
Dm	Muting: x x 0. Fingering: 2 3 2
Em	Muting: 0. Fingering: 2 2 2

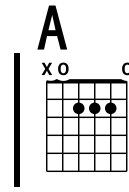
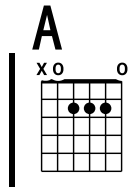
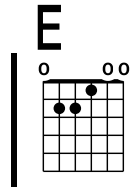
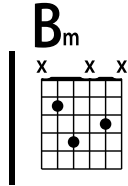
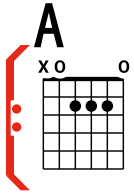
# If it's not love you can let it all go

(-)



# Immer wieder neu

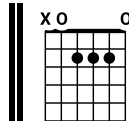
(Ballad)



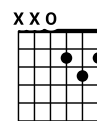
# In Gratitude / Giờ Đây Bên Nhau

(Ballad)

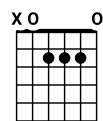
**A** A



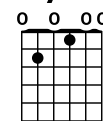
D



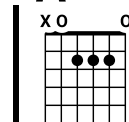
A



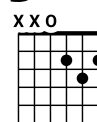
E7



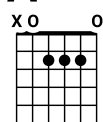
3 A



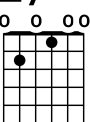
1 D



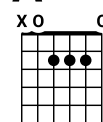
5 A



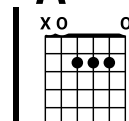
E7



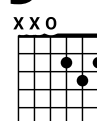
5 A



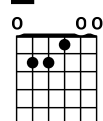
**B** 3 A



1 D



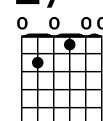
5 E




5 E7



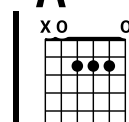
1 E7



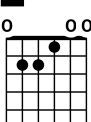
A




5 A



E



6



1



5

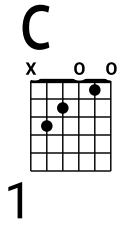
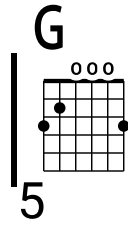
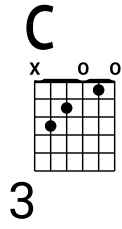
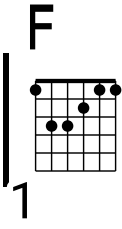
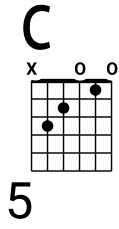
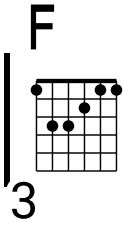
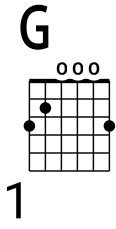
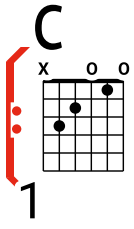


1



# In, Out, Deep, Slow

(Ballad)



# Island of the Self . Ich kehre zurück zu der Insel, die in mir ist (Ballad)

**A** **D<sub>m</sub>**  
  
**C**  
  
**A<sub>7</sub>**

**C**  
  
**A<sub>7</sub>**  
  
**D<sub>m</sub>**

**A**  
  
**D<sub>m</sub>**

**D<sub>m</sub>**  
  
**A<sub>7</sub>**  
  
**B<sup>b</sup>**

**A**

**B** **F**  
  
  
**D<sub>m</sub>**

# Joy

Sr Thệ Nghiêm

(Free time / no time...)

**A**


**B**


**C**


# Kehre Zurück

(Ballad)

3/4

<b>C<sub>m</sub></b> X X X 	<b>G<sub>m</sub></b> 3 	<b>F<sub>m</sub></b> : 	<b>G<sub>m</sub></b> 3 	<b>C<sub>m</sub></b> X X X 
<b>C<sub>m</sub></b> X X X 	<b>F<sub>m</sub></b> 	<b>C<sub>m</sub></b> X X X : 	<b>G<sub>m</sub></b> 3 	

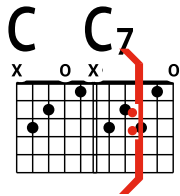
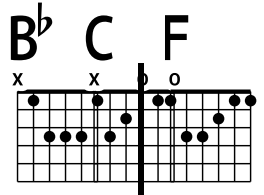
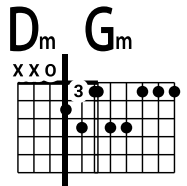
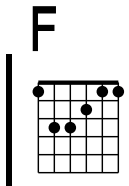
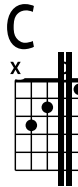
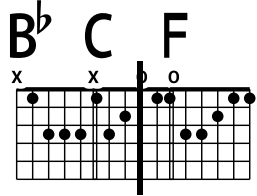
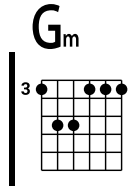
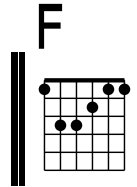
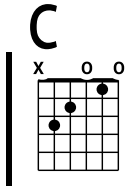
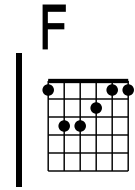
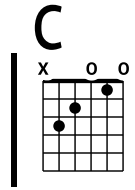
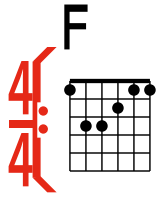
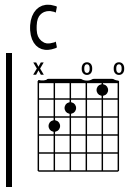
**A** Version 2, näher an "Reviensien to"  
**B<sup>b</sup>**

6/8

<b>C<sub>m</sub></b> X X X 	<b>G</b> O O O 	<b>C<sub>m</sub></b> X X X 	<b>G</b> O O O 	<b>A<sup>b</sup></b> 4 	<b>B<sup>b</sup> G C<sub>m</sub></b> X O C X X X 
<b>C<sub>m</sub></b> X X X 	<b>F<sub>m</sub></b> 	<b>C<sub>m</sub></b> X X X 	<b>F<sub>m</sub></b> 	<b>E<sup>b</sup></b> X X 	<b>F<sub>m</sub>/A G</b> O O 
<b>C<sub>m</sub></b> X X X 	<b>G</b> O O O 	<b>C<sub>m</sub></b> X X X 	<b>G</b> O O O 	<b>A<sup>b</sup></b> 4 	<b>B<sup>b</sup> G C<sub>m</sub></b> X O C X X X 

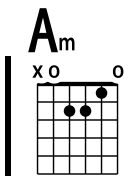
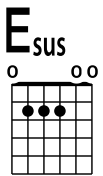
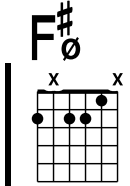
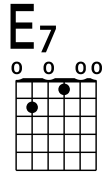
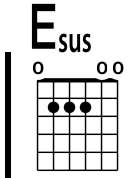
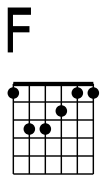
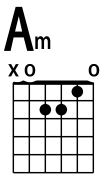
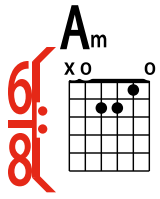
# Kein schöner Land

(-)



# Let Go Of The Shore

(-)



# Let Life Move Me

(-)

**G**--  
XXXXXX

**C<sub>m</sub>**  
X X X

**D<sub>m</sub>**  
XXO

**G<sub>m</sub>**  
3

**G<sub>m</sub>**  
3

**B<sup>b</sup>**  
X

**C<sub>m</sub>**  
X X X

**D<sub>m</sub>**  
XXO

**G<sub>m</sub>**  
3

**G<sub>m</sub>**  
3

**B<sup>b</sup>**  
X

**C<sub>m</sub>**  
X X X

**D<sub>m</sub>**  
XXO

**G<sub>m</sub>**  
3

**D<sub>7</sub>**  
XXO

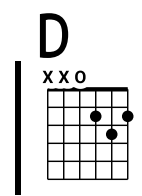
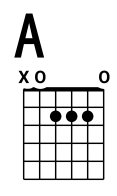
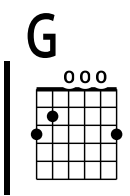
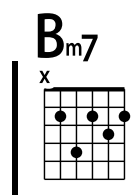
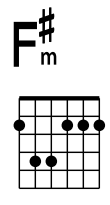
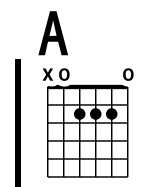
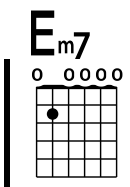
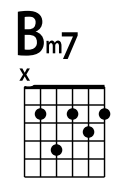
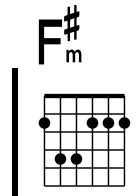
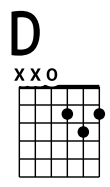


# Let the Buddha Walk with you

Joseph Emet

(-)

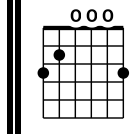
4/4



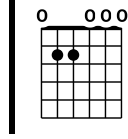
# Love the life you live

(Carter fam. picking style (quint in bass)

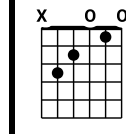
**G**



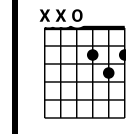
**E<sub>m</sub>**



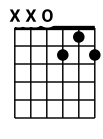
**C**



**D**

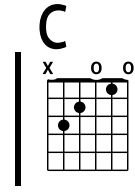
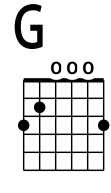
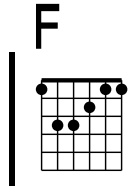
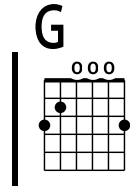
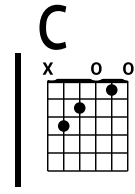
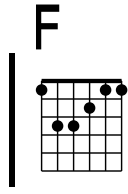
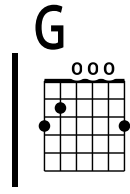
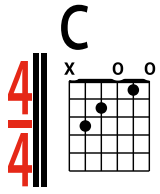


**D<sub>7</sub>**



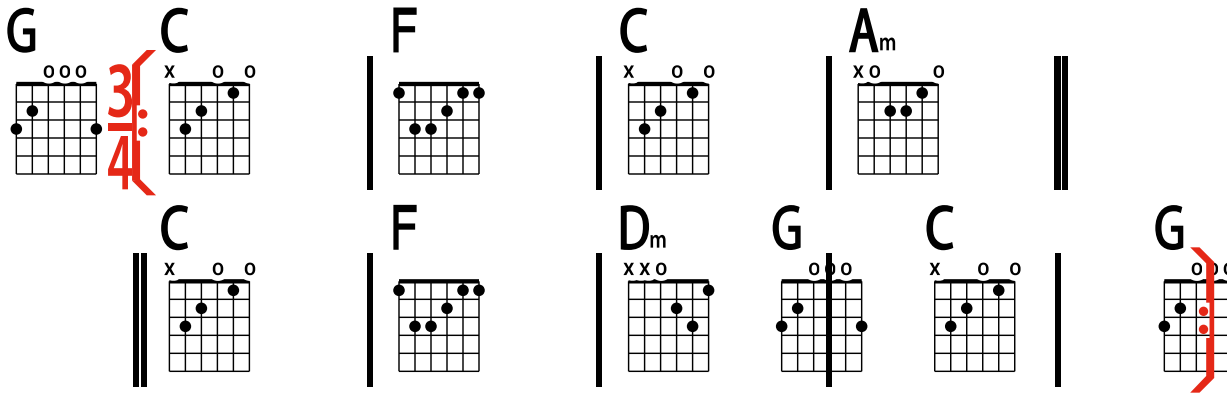
# May the Day be Well (for children)

(-)



# Metta Meditation . May i be filled...

(-)



# The Mind is a Clear Blue Sky

Betsy Rose

(-)

**A<sub>m</sub>**  
x o o o

**G**  
o o o

**C**  
x o o



**E<sub>m</sub>**  
o o o o

**A<sub>m</sub>**  
x o o o

**G**  
o o o

**C**  
x o o

**A<sub>m</sub>**  
x o o o

**G**  
o o o

**C**  
x o o

# Mögen alle meine Gedanken

Susanne Mössinger

(-)

**C**

**G**

**G7**

**C**

**C7**

**F**

**C**

**G**

Version 2:

**C**

3

**G**

65

**F G C**

1 7 3

**C**

5

**F**

21

**C**

3

**G**

5

# Morning Has Broken

Eleanor Farjeon

(Ballad)

**A** **C**  
3 8  
x 0 0

**D<sub>m</sub>**  
xx0

**G**  
000

**F**


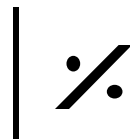
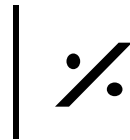
**C**  
x 0 0

**E<sub>m</sub>**  
0 000

**A<sub>m</sub>**  
x0 0

**D<sub>7</sub>**  
xx0

**G<sub>7</sub>**  
000



**B** **C**  
x 0 0

**F**



**C**  
x 0 0

**A<sub>m</sub>**  
x0 0

**D**  
xx0

**G**  
000

**C**  
x 0 0

**F**

**G<sub>7</sub>**  
000

**C**  
x 0 0

**//**

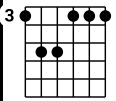
**//**

# Mother Earthship

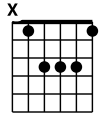
(-)

2/2

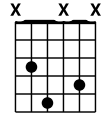
G<sub>m</sub>



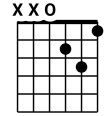
B<sup>b</sup>



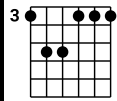
C<sub>m</sub>



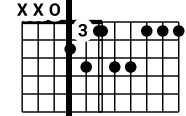
D<sub>m</sub>



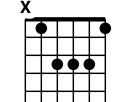
G<sub>m</sub>



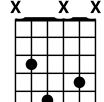
D<sub>m</sub> G<sub>m</sub>



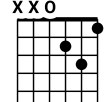
B<sup>b</sup>



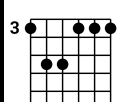
C<sub>m</sub>



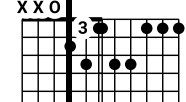
D<sub>m</sub>



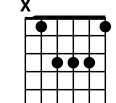
G<sub>m</sub>



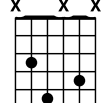
D<sub>m</sub> G<sub>m</sub>



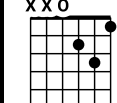
B<sup>b</sup>



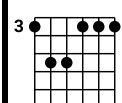
C<sub>m</sub>



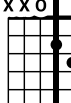
D<sub>m</sub>



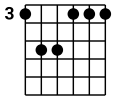
G<sub>m</sub>



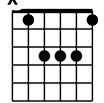
D<sub>m</sub>



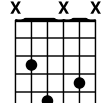
G<sub>m</sub>



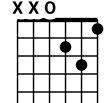
B<sup>b</sup>



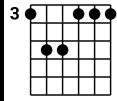
C<sub>m</sub>



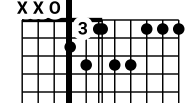
D<sub>m</sub>



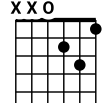
G<sub>m</sub>



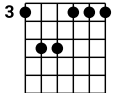
D<sub>m</sub> G<sub>m</sub>



D<sub>m</sub>



G<sub>m</sub>

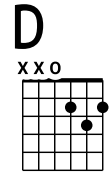
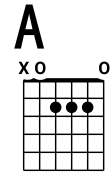
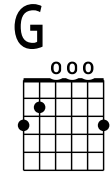
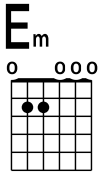
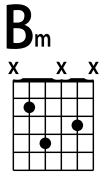
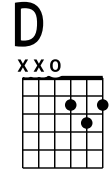
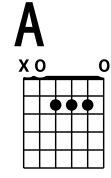
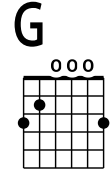
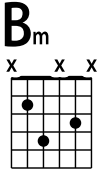
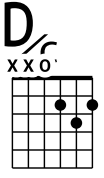
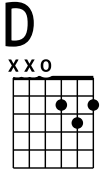


# Move a Mountain

Br Bảo Tạng

(-)

4/4



# Namo Valo

(Ballad)

**A** **D**  
6 8  
x x 0



**A**  
x 0 0



**B** **F#m**

**Bm**  
x x x

**G**  
0 0 0

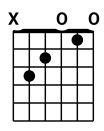
**A**  
x 0 0

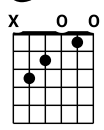
**D**  
x x 0

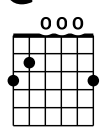


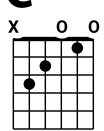
# No Coming, No Going / Kein Kommen, kein Gehen / Không Đến Không Đi (Ballad)

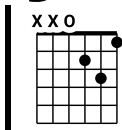
**A**

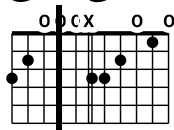
**C**  


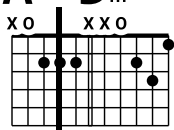
**3/4**  



**3**  


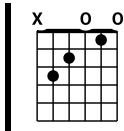
**5**  


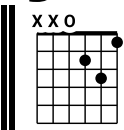
**Dm**  


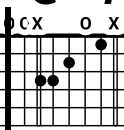
**G**  



**1**  


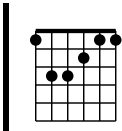
**3**  


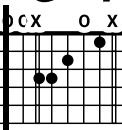
**C**  


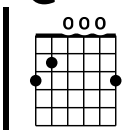
**3**  



**3**  


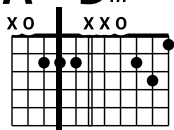
**B**  



**F**  


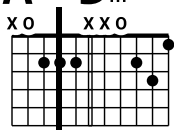
**3**  



**3**  


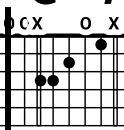
**G**  



**A**  


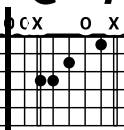
**3**  



**Dm**  


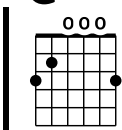
**3**  



**G**  


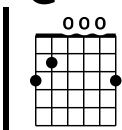
**3**  



**C**  


**3**  


**A**  


**3**  


**G**  


**3**  


# Now i walk in beauty

(-)

The image displays a sequence of guitar chord diagrams for the song "Now i walk in beauty". The chords are arranged in a sequence: D<sub>m</sub>, C, D<sub>m</sub>, F, C, and A. Each chord is represented by a 6-string guitar fretboard with dots indicating finger positions. Above each fretboard, the chord name is written, and the strings are marked with 'x' (muted) or 'o' (open). The sequence is divided into measures by vertical bar lines. A slash with a dot above it is placed between the first and second measures. The first measure contains three chords (D<sub>m</sub>, C, D<sub>m</sub>), the second measure contains one chord (F), the third measure contains one chord (C), and the fourth measure contains one chord (A). On the far left, there are two vertical lines with the number '4' written between them, indicating a 4/4 time signature. On the far right, there are two vertical lines, indicating the end of the sequence.



# pebble meditation . flower fresh , mountain solid

(-) Charity Kahn . <https://www.jamjamjam.com/> AB AB AB AB C

**A** **B<sup>b</sup>** **E<sup>b</sup><sub>sus2</sub>** **B<sup>b</sup>** **E<sup>b</sup><sub>sus2</sub>** **B<sup>b</sup>** **E<sup>b</sup><sub>sus2</sub>** **1. F<sub>sus4</sub>** **E<sup>b</sup><sub>sus2</sub>**

**2. B<sup>b</sup>** **E<sup>b</sup><sub>sus2</sub>** **B<sup>b</sup>** **E<sup>b</sup><sub>sus2</sub>**

**B** **C** **E<sup>b</sup>** **B<sup>b</sup>** **F** **C** **E<sup>b</sup>** **B<sup>b</sup>** **F**

**C** **E<sup>b</sup>** **B<sup>b</sup>** **E<sup>b</sup><sub>sus2</sub>** **B<sup>b</sup>** **E<sup>b</sup><sub>sus2</sub>**

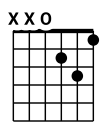
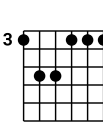
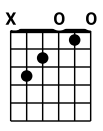
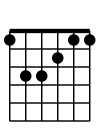
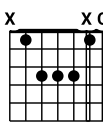
**C** **G<sub>m</sub>** **B<sup>b</sup>** **C** **E<sup>b</sup>**

play 6x

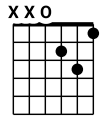
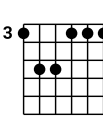
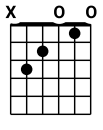
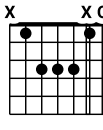
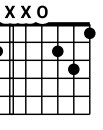
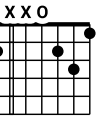
**B<sup>b</sup>** **E<sup>b</sup>** **F<sub>sus4</sub>** **B<sup>b</sup>** **E<sup>b</sup><sub>sus2</sub>** **B<sup>b</sup>** **E<sup>b</sup><sub>sus2</sub>**

Please Call Me by My True Names / Nenne meine wahren Namen / Hãy Gọi Đúng Tên (Ballad)

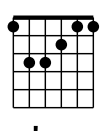
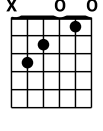
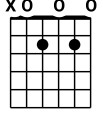
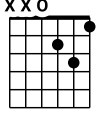
**A** **D<sub>m</sub>** **G<sub>m</sub>** **C** **F** **B<sup>b</sup>** **A**

**4/4**  |    

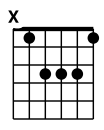
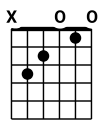
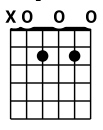
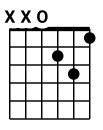
**D<sub>m</sub>** **G<sub>m</sub>** **C** **B<sup>b</sup>** **A** **D<sub>m</sub>**

 |     

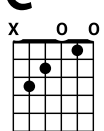
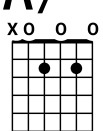
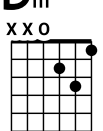
**B** **F** **C** **A<sub>7</sub>** **D<sub>m</sub>**

 |   

**B<sup>b</sup>** **C** **A<sub>7</sub>** **D<sub>m</sub>**

 |   

**C** **A<sub>7</sub>** **D<sub>m</sub>**

# The rain on the leaves

Pham Duy . AABBAAC

(-)

**A** **D**  
 3/4

**B<sub>m</sub>**

**E<sub>m</sub>**

**A**

**D**

**B<sub>m</sub>**

**A**

**1. D**

**A<sub>7</sub>**

**B** **G**

**E<sub>m</sub>**

**D**

**A**

**G**

**E<sub>m</sub>**

**1. A<sub>9</sub>**

**D**

**D<sub>7</sub>**

**C** **D**

**B<sup>b</sup>**

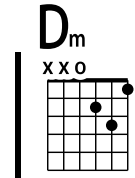
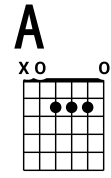
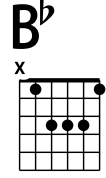
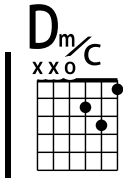
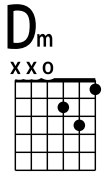
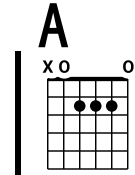
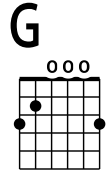
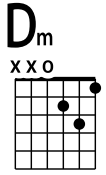
**G**

**B<sub>m</sub>**

# The realm of the mind

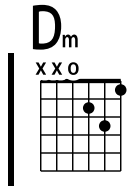
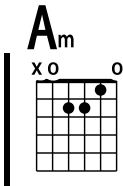
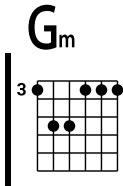
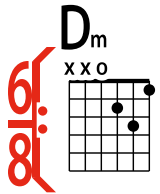
(-)

4/4



# Reich mir die Hand für den Frieden

(-)



# Reviens en toi

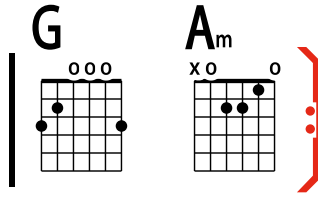
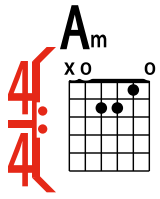
Form ABA

(-)

<b>A</b>	<b>D<sub>m</sub></b> XXO	<b>A</b> XO O	<b>D<sub>m</sub></b> XXO	<b>A</b> XO O	<b>B<sup>b</sup></b> X	<b>C A D<sub>m</sub></b> X O XO   XXO
<b>6/8</b>						
<b>B</b>	<b>D<sub>m</sub></b> XXO	<b>G<sub>m</sub></b> 3	<b>D<sub>m</sub></b> XXO	<b>G<sub>m</sub></b> 3	<b>F</b>	<b>G<sub>m</sub>/B A</b> 3 X O   O
<b>A</b>	<b>D<sub>m</sub></b> XXO	<b>A</b> XO O	<b>D<sub>m</sub></b> XXO	<b>A</b> XO O	<b>B<sup>b</sup></b> X	<b>C A D<sub>m</sub></b> X O XO   XXO

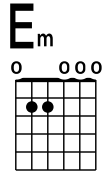
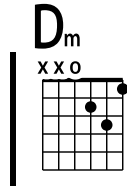
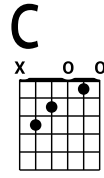
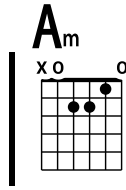
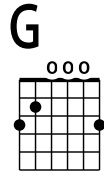
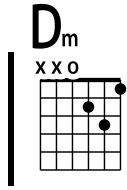
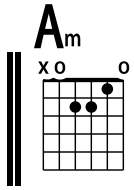
# The River is Flowing

(Ballad)



# Silence is an ocean

(-)



# Simple Things

(-)

**A** **A<sub>m</sub>**  
4/4

**C**

**G**

**A<sub>m</sub>**

**A<sub>m</sub>**

**C**

**D**

**E**

**A<sub>m</sub>**

**C**

**D**

**E<sub>7</sub>**

**A<sub>m</sub>**

**B** **A<sub>m</sub>**

**C**

**D**

**E<sub>7</sub>**

**A<sub>m</sub>**

**A<sub>m</sub>**

**C**

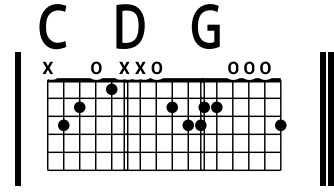
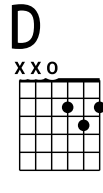
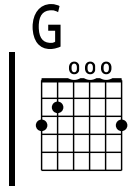
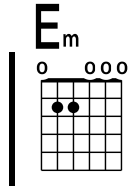
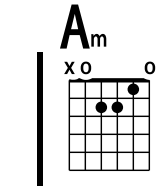
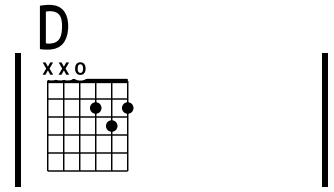
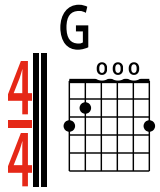
**G**

**A<sub>m</sub>**

# The Six Mantras

Thích Nhất Hạnh, Sr Châu Nghiêm

(-)



# The Smile

(Free time / no time...)

Sr Chân Không. Chord arrangement Br Khiet Tam

**A** **D<sub>m</sub>**  
6 8  
x x 0

**A**  
x 0 0 2 2 2

**B<sup>b</sup>**  
x 2 3 3 3 2

**A**  
x 0 0 2 2 2

**F**

**C**  
x 0 0 2 3 3

**G<sub>m</sub>**  
3 2 3 3 3 2

**A**  
x 0 0 2 2 2

**B** **B<sup>b</sup>**  
x 2 3 3 3 2

**G<sub>m</sub> C**  
3 2 3 3 3 2 | x 0 0 2 3 3

**G<sub>m</sub>**  
3 2 3 3 3 2

**C D<sub>m</sub>**  
x 0 0 2 3 3 | x x 0 2 3 2

**G<sub>m</sub>**  
3 2 3 3 3 2

**A**  
x 0 0 2 2 2

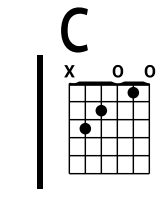
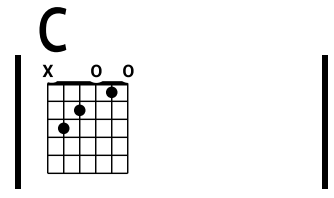
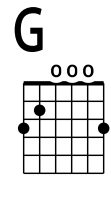
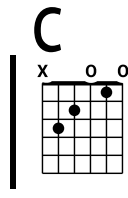
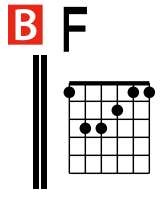
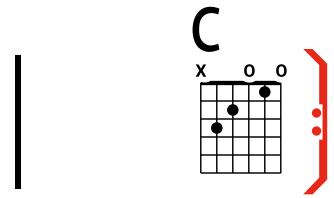
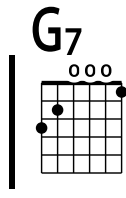
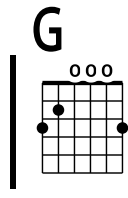
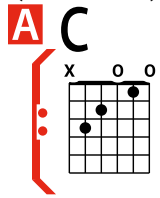
**D<sub>m</sub>**  
x x 0 2 3 2

**A**  
x 0 0 2 2 2

# Song of Gratitude

(Ballad)

Unbekannt



# The Song of the Wind

Eveline Beumkes

(-)

2/2

**A<sub>m</sub>** **E** **A<sub>m</sub>** **G** **A<sub>m</sub>** | **E** **A<sub>m</sub>** **D<sub>m</sub>** |

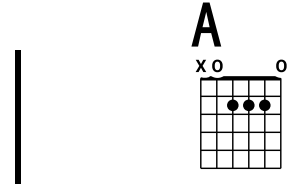
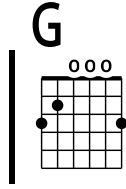
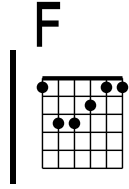
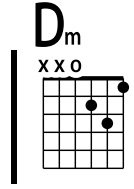
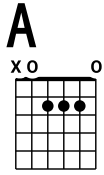
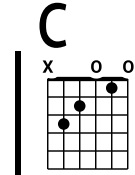
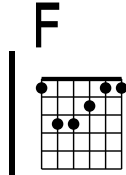
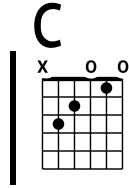
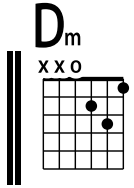
**A<sub>m</sub>** **G** **D<sub>m</sub>** **A<sub>m</sub>** **D<sub>m</sub>** **E<sub>m</sub>** **A<sub>m</sub>** **G** **A<sub>m</sub>**

The image displays guitar chord diagrams for the song 'The Song of the Wind' by Eveline Beumkes. It features two rows of chords. The first row contains: A<sub>m</sub> (x0 0 0 0 0 0), E (0 2 2 1 0 0), A<sub>m</sub> (x0 0 0 0 0 0), G (0 0 0 3 2 0), A<sub>m</sub> (x0 0 0 0 0 0), a slash chord (two dots on the 2nd and 4th strings), E (0 2 2 1 0 0), A<sub>m</sub> (x0 0 0 0 0 0), D<sub>m</sub> (xx0 0 0 0), and another slash chord. The second row contains: A<sub>m</sub> (x0 0 0 0 0 0), G (0 0 0 3 2 0), D<sub>m</sub> (xx0 0 0 0), A<sub>m</sub> (x0 0 0 0 0 0), D<sub>m</sub> (xx0 0 0 0), E<sub>m</sub> (0 0 0 2 0 0), A<sub>m</sub> (x0 0 0 0 0 0) with a red accent over the 2nd fret of the 5th string, G (0 0 0 3 2 0), and A<sub>m</sub> (x0 0 0 0 0 0). A red '2/2' is written vertically on the left side of the first row.

# Standing Like a Tree . Ich stehe wie ein Baum

(Ballad)

Betsy Rose



# Take Your Time

(Ballad)

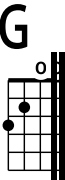
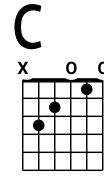
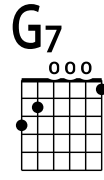
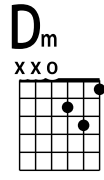
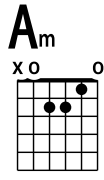
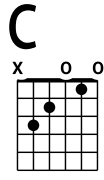
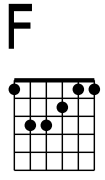
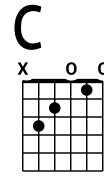
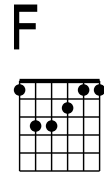
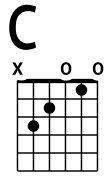
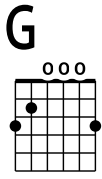
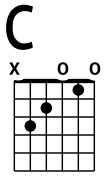
**A** **D<sub>m</sub>** **A** **F** **C** **D<sub>m</sub>** **A** **F** **C<sub>7</sub>**

**B** **F** **C** **D<sub>m</sub>** **A** **B<sup>b</sup>** **C** **B<sup>b</sup>** **C<sub>7</sub>**

# There is true joy . Love Joy Peace

(-)

4/4



# This Is It

(-)

**6**  
**B<sup>b</sup>**  
x

**E<sup>b</sup>**  
xx

**F**

**B<sup>b</sup>**  
x

**E<sup>b</sup>**  
xx

**F**

**A**  
**B<sup>b</sup>**  
x

**E<sup>b</sup>**  
xx

**F**

**B<sup>b</sup>**  
x

**E<sup>b</sup>**  
xx

**F**

**B<sup>b</sup>**  
x

**E<sup>b</sup>**  
xx

**F**

**E<sup>b</sup>**  
xx

**F**

**B<sup>b</sup>**  
x

**E<sup>b</sup>**  
xx

**F**

**B<sup>b</sup>**  
x

**E<sup>b</sup>**  
xx

**F**

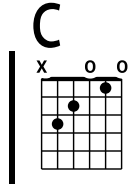
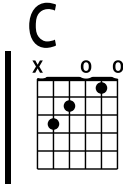
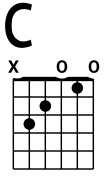
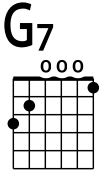
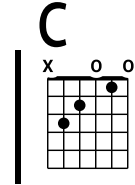
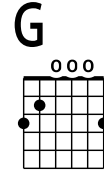
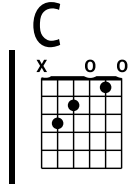
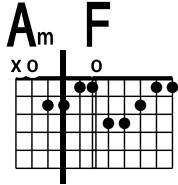
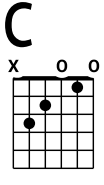
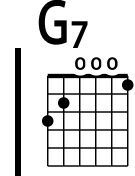
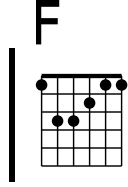
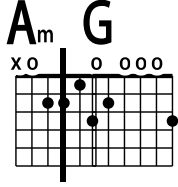
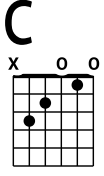
Last time: end on tonic

# The Three Refuges Song

(Ballad)

(Thích Nhất Hạnh / Betsy Rose)

4/4



# Together we have a future

PV brothers and sisters

(-)

**A** **4/4**

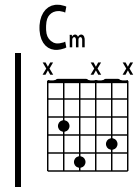
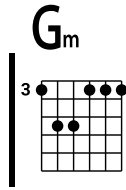
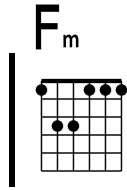
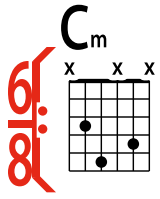
<b>G</b> 0 0 0 0	<b>B<sub>m</sub></b> x x x	<b>C</b> x 0 0	<b>D</b> x x 0	<b>E<sub>m</sub></b> 0 0 0 0	<b>D</b> x x 0	<b>C</b> x 0 0	<b>D</b> x x 0
<b>E<sub>m</sub></b> 0 0 0 0	<b>B<sub>m</sub></b> x x x	<b>D</b> x x 0	<b>G</b> 0 0 0	<b>E<sub>m</sub></b> 0 0 0 0	<b>A</b> x 0 0	<b>D</b> x x 0	<b>D<sub>7</sub></b> x x 0

**B**

<b>E<sub>m</sub></b> 0 0 0 0	<b>B<sub>m</sub></b> x x x	<b>C D G</b> x 0 x x 0 0 0 0	<b>1. E<sub>m</sub></b> 0 0 0 0	<b>A</b> x 0 0	<b>D</b> x x 0
			<b>2.</b>		

# Trommle mein Herz

(Ballad)



The Two Promises / Die Zwei Versprechen / Hai Lời Hứa . I vow ...

(-)

**A**  
4/4

**C**  
x o o

**A<sub>m</sub>**  
x02020

**F G C**  
o o c x o o

**C**  
x o o

**A<sub>m</sub> F G**  
x o o o o o

**C**  
x o o

**F G C**  
o o c x o o

**B**  
**A<sub>m</sub>**  
x o o

**E<sub>m</sub>**  
o o o o o

**F**

**C**  
x o o

**A<sub>m</sub> G F G C**  
x o o o o o o c x o o

# unborn and indestructible

Br Phap Linh

(Ballad)

**A** **E<sub>m</sub>**  
4/4

**C**

**E<sub>m7</sub>**

**D**

**A<sub>m</sub>**

**C**

**D**

**G**

**B** **D**

**G**

**D**

**B<sub>m</sub>**

**C**

**D**

**B<sub>m</sub>**

**C**

**A<sub>m</sub>**

**D**

**G**

**D**

# Wake Up

Joe Reilly & Sr Trăng Hái Ấn

(-)

4/4

**C**  
x 0 0

**G**  
0 0 0

**F**

**G**  
0 0 0

The image shows four guitar chord diagrams arranged horizontally. On the far left, a red '4/4' time signature is written vertically. Above the first diagram is a large black 'C'. The diagram shows an open C chord with an 'x' above the 6th string and '0' above the 5th, 4th, and 3rd strings. Above the second diagram is a large black 'G'. The diagram shows an open G chord with '0' above the 6th, 5th, and 4th strings. Above the third diagram is a large black 'F'. The diagram shows an open F chord with dots on the 1st, 2nd, 3rd, and 4th strings. Above the fourth diagram is a large black 'G'. The diagram shows an open G chord with '0' above the 6th, 5th, and 4th strings. A vertical bar separates the second and third diagrams. A red bracket on the right side groups the last two diagrams.

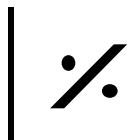
# Walking meditation"- poem . Our walk is a peace walk (-)

<b>C</b> x 0 0	<b>E<sub>m</sub></b> 0 0 0 0	<b>F</b>	<b>G</b> 0 0 0
<b>A<sub>m</sub></b> x 0 0	<b>E<sub>m</sub></b> 0 0 0 0	<b>F</b>	<b>E<sub>m</sub></b> 0 0 0 0
<b>F</b>	<b>G</b> 0 0 0	<b>1. D<sub>m</sub></b> x x 0	<b>F</b>
<b>2. A<sub>m</sub></b> x 0 0	<b>E<sub>m</sub></b> 0 0 0 0	<b>C</b> x 0 0	<b>F</b>
<b>F</b>	<b>E<sub>m</sub></b> 0 0 0 0	<b>F</b>	<b>E<sub>m</sub></b> 0 0 0 0
<b>F</b>	<b>E<sub>m</sub></b> 0 0 0 0	<b>D<sub>m</sub></b> x x 0	<b>F</b>
		<b>F G C</b> x x 0 0 0 c x 0 0	

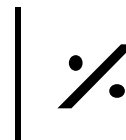
# Walking Meditation Gatha

(-)

**C**  
3/4  
x 0 0



**F**



**G**  
000

**G7**  
000

**C**  
x 0 0

**G7**  
000

**C**  
x 0 0

# We Are All the Leaves of One Tree

(-)

**A** **A<sub>m</sub>**  
4/4

**G** **A<sub>m</sub>**

**A<sub>m</sub>**

**G**

**A<sub>m</sub>**

**B** **C**

**G** **A<sub>m</sub>**

**A<sub>m</sub>**

**E**

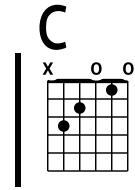
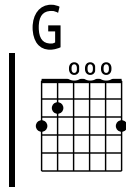
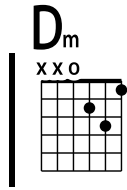
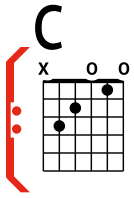
**A<sub>m</sub>**

**G**

**A<sub>m</sub>**

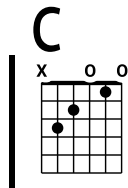
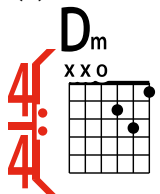
# We are moving

(Ballad)



# We are opening up our hearts and minds

(-)

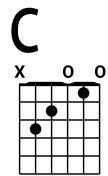
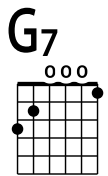
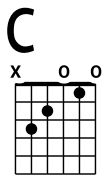
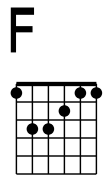
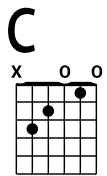
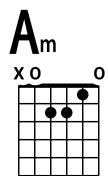
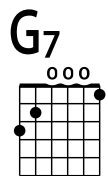
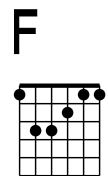
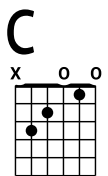
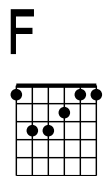
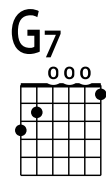
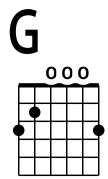
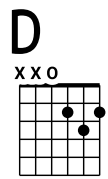
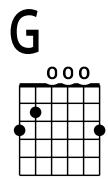
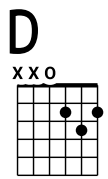
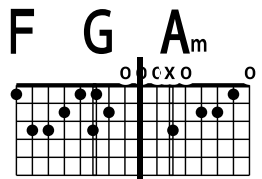
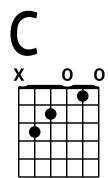
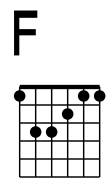
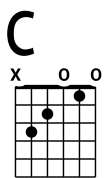
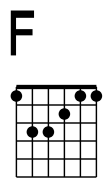
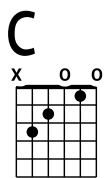


# We shall overcome

Traditional

(-)

4/4



# When I Walk

(-)

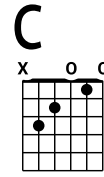
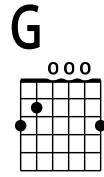
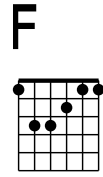
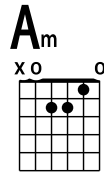
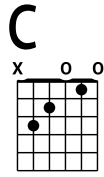
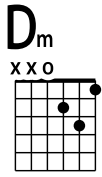
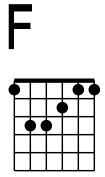
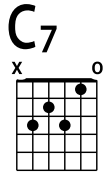
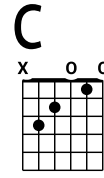
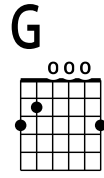
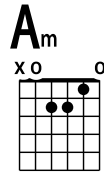
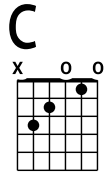
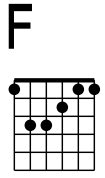
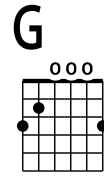
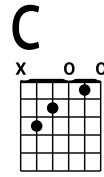
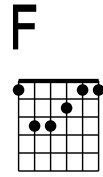
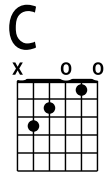
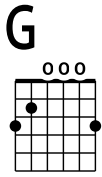
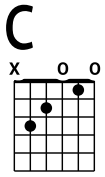
4/4

Am Dm G7 C Am G E7 Am

# Willkommen was in mir singt

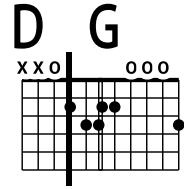
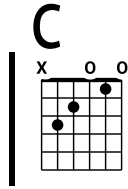
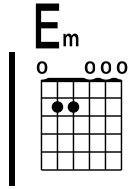
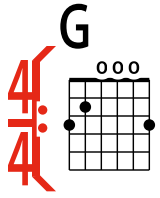
(Ballad)

4/4



# You Are a Buddha

(-)



# You are a Buddha to me

AABBAA repeat 1x

(-)

**A** **D** **A** **G** **B<sub>m</sub>**

**G** **D** **G** **D**

This is our

**B** **G** **A** **E<sub>m</sub>** **A**

1. way....

**B<sub>m</sub>**

2. way....

**B<sub>m</sub>**

3. way....

**D** **G F# E F#**

Outro: Repeat a few times